

HYSAWA

**Independent Auditor's Report and Audited Financial Statements
For the year ended 31 December 2016**



Report on other Legal and Regulatory Requirements

We, as required by law, further report that –

- a) we have obtained all the information and explanations which to the best of our knowledge and belief were necessary for the purposes of our audit and made due verification thereof;
- b) in our opinion, proper books of account as required by law have been kept by the company so far as it appeared from our examination of those books; and
- c) the company's Statement of Financial Position and Statement of Income and Expenditure dealt with by the report are in agreement with the books of account maintained by the company and examined by us.

Dhaka,
17 April 2017

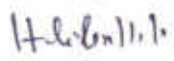
ACNABIN
Chartered Accountants




HYSAWA
Statement of Financial Position
As at 31 December 2016

	Notes	31.12.2016 Taka	31.12.2015 Taka
ASSETS			
Non-Current Assets			
Property, Plant and Equipment	4	-	-
Investment in FDR	5	21,900,000	-
		<u>21,900,000</u>	<u>-</u>
Current Assets			
Advances, Deposit and Prepayments	6	246,000	1,350,799
Cash and Bank Balances	7	25,987,651	131,989,390
Investment in FDR	8	40,000,000	-
		<u>66,233,651</u>	<u>133,340,189</u>
Total Assets		<u>88,133,651</u>	<u>133,340,189</u>
FUND AND LIABILITIES			
Unutilized Fund	9	85,145,939	125,702,417
Gratuity Fund	10	1,752,792	7,637,772
Provision for Expenses	11	1,234,920	-
Total Fund and Liabilities		<u>88,133,651</u>	<u>133,340,189</u>

The annexed notes from 1 to 22 form an integral part of these financial statements.


✓ 
Director Finance


Managing Director


Chairman

This is the Statement of Financial Position referred to in our separate report of even date.

Dhaka,
17 April 2017


ACNABIN
Chartered Accountants



HYSAWA
Statement of Income and Expenditure
For the year ended 31 December 2016

	Notes	2016 Taka	2015 Taka
INCOME			
Grant Income	12	<u>231,381,487</u>	<u>612,852,762</u>
EXPENDITURE			
Expenditure for Union Parishad	13	157,981,565	500,772,709
Expenditure for Support Organisation	14	5,511,193	37,872,886
Pay - Officers, Staff, Consultants and S. Staff	15	29,925,397	42,558,737
Vehicle Maintenance Cost	16	1,933,948	1,269,864
Audit and Studies	17	632,760	206,250
Program Support Cost	18	35,001,824	30,071,656
Purchase of Fixed Assets	19	394,800	100,660
Total Expenditure		<u>231,381,487</u>	<u>612,852,762</u>

The annexed notes from 1 to 22 form an integral part of these financial statements.


✓ 
Director Finance


Managing Director


Chairman

This is the Statement of Income and Expenditure referred to in our separate report of even date.

Dhaka,
17 April 2017


ACNABIN
Chartered Accountants



HYSAWA
Statement of Cash Flows
For the year ended 31 December 2016

	2016 Taka	2015 Taka
a. Cash Flows from Operating Activities		
Excess of income over expenditure	-	-
Decrease in Advance, Deposit and Prepayments	1,104,799	4,040,212
Net cash flow from/(used in) operating activities	1,104,799	4,040,212
b. Cash Flows from Investing Activities		
Investment in FDR	(61,900,000)	-
Net cash used in investing activities	(61,900,000)	-
c. Cash Flows from Financing Activities		
Fund Received from Donor	187,100,000	650,578,083
Fund Received as Gratuity	2,033,798	3,006,235
Bank interest	585,336	7,589,299
Excess fund refunded by UP and SO	2,945,533	-
Other receipts	194,140	154,000
Payment to field for project activities	(238,065,345)	(614,370,166)
Net cash flow from/(used in) financing activities	(45,206,538)	46,957,451
Net increase in cash and bank balance (a+b+c)	(106,001,739)	50,997,663
Cash and bank balance at the beginning of the year	131,989,390	80,991,727
Cash and bank balance at the end of the year	25,987,651	131,989,390

Dhaka,
17 April 2017

✓ H.L. B. L. L. L. L.
Director Finance

John
Managing Director

Chairman

HYSAWA
Statement of Receipts and Payments
For the year ended 31 December 2016


	2016 Taka	2015 Taka
Receipts		
Opening Balance:		
Cash in Hand	58,662	43,927
Cash at Bank	131,930,728	80,947,800
	131,989,390	80,991,727
Fund Received from Donor	187,100,000	650,578,083
Fund Received for Gratuity	2,033,798	3,006,235
Bank Interest	585,336	7,589,299
Excess fund refunded by UP and SO	2,945,533	-
Other Receipt	194,140	154,000
	192,858,807	661,327,617
	324,848,196	742,319,344
Payments		
Fund Transfer to Union Parishads	157,981,565	500,772,709
Fund Transfer to Support Organizations	5,511,193	35,608,158
Pay - Officers, Consultants, Support Staff	29,925,397	42,558,737
Vehicle Maintenance Cost	1,933,948	1,269,864
Audit and Studies	316,380	206,250
Program Support Cost	32,978,485	28,296,172
Gratuity Payment	7,918,778	1,517,404
Purchase of Fixed Assets	394,800	100,660
Investment in FDR	61,900,000	-
	298,860,546	610,329,954
Closing Balance:		
Cash in Hand	13,390	58,662
Cash at Bank	25,974,261	131,930,728
	25,987,651	131,989,390
	324,848,196	742,319,344

✓ 
Director Finance


Managing Director


Chairman

Dhaka,
17 April 2017


ACNABIN
Chartered Accountants

HYSAWA

Notes to the Financial Statements

For the year ended 31 December 2016

1 Introduction

1.1 Background of the Organisation

HYSAWA (Hygiene, Sanitation and Water Supply) was established in 2007 as an autonomous non-profit organisation under the Companies Act, 1994. The Government of Bangladesh and Denmark have embarked on a new approach to improve rural water supply and sanitation in the country by setting up a national Fund for rural hygiene, water supply and sanitation. The fund is called the HYSAWA Fund (Hygiene, Sanitation and Water Supply Fund) and is governed by a Board of Directors formed with senior Government officials, representatives of local government institutions, NGOs and civil society. A significant change in the funding procedure and a paradigm shift from "business as usual" to a direct demand driven approach in planning and implementing projects at local level, are two challenging tasks being carried out at present. The HYSAWA Fund works as a basket fund to mobilize funds from Government and donor agencies, currently DANIDA and SDC. HYSAWA is responsible for fund administration, technical supervision, overall monitoring, quality assurance and audit of the project.

While Bangladesh has gained itself a good reputation in regards to the active role played by individual households and the private sector, the provision of rural water supply, institutional reforms and modernisation of public service providers are still needed in order to cope with the increasing demands for reliable and quality water supply and sanitation services. One of the vital objectives of the implementation approach is to decentralise decision making and financial management to local government institutions in regards to hygiene, sanitation and water supply. Direct linkage with the funding source is regarded as a key to empower local governments, which together with capacity building inputs will promote greater devolution of administrative and financial power to local governments.

A bottom-up planning process is implemented in which the communities plan their own projects for hygiene, sanitation and water supply interventions according to their need and affordability. The communities submit the proposals for water supply and sanitation to the respective UPs (Union Parishads/ Councils) for implementation. The HYSAWA Project facilitates the establishment of necessary institutional arrangements within the government institutions, and engages private sector management and NGOs, to provide capacity building support to the Union Parishads. Cross-cutting issues like poverty, human rights, gender, culture and development and transparency are part of the preparation and mobilisation processes and are mainstreamed into all stages of implementation and management. Communities are encouraged and supported to take lead in the whole process right from the beginning to the end of the local project activities. The potential users of the water and sanitation facilities also contribute up to 20% of the infrastructure cost in cash and 100% operations and maintenance cost and construction of household latrines.

1.2 Objectives of HYSAWA

- Resource Mobilisation for financing WSS infrastructure at the UP;
- Creating Institutional and technical condition for Fiscal discipline and financial Accountability in participating UPs;
- Enhancing Transparency in decision making during allocation of financing;
- Improving Institutional capacity/ skills of LGIs to plan and Budget.

1.3 Activities of HYSAWA

The following key activities undertaken by HYSAWA through various projects:

- HYSAWA provided funds to unions parishads to implement hygiene, sanitation and water supply projects through contracting Partner NGOs/UP Staff and private contractors;
- HYSAWA provided funds to UP capacity building and training service providers to conduct a number of courses for UP chairmen, members and project staff within the following areas: Planning, design and budgeting of WSS interventions, governance and administration, accounting, public procurement and contract management and monitoring of activities;
- The HYSAWA fund will also engage agencies/organisations for financial monitoring and audit of UPs, M&E function;
- Coordinate and finance training of PNGO/ project staff and SO staff in hygiene promotion approach to conduct a series of motivational sessions (individual & group) among the community people and on sanitation promotion and monitoring of progress in latrine installation and eliminating open defecation;
- Provide funds to UP to conduct awareness sessions for proper operation, maintenance and protection of the water systems in the communities;
- Finance UP to identify and install new water points, school/ community/ public latrines and conduct school based orientation sessions, and other motivational activities among the students, teachers and guardians on hygiene and sanitation;
- PNGOs/UP staff motivate/educate community to build/improve household latrine;
- Finance training/motivational sessions for caretakers and mechanics in operations and maintenance;
- Set up quality control and fiduciary risk minimization strategies;
- Establish systems for collecting user charges to ensure proper O&M of the piped water supply systems;
- Test out Public Private Partnership (PPP) model on a small scale.

2. **Basis of Preparation of Financial Statements**

2.1 Statement of compliance

The financial statements have been prepared in accordance with Bangladesh Financial Reporting Standards (BFRS), The Companies Act 1994 and other applicable laws and regulations.

2.2 Other Regulatory Compliance

In addition to the above, the Company is also required to comply and has complied with the following major legal provisions:

- The Income Tax Ordinance and Rules, 1984;
- The Value Added Tax Act and Rules, 1991 and
- Other applicable rules and regulations.

2.3 Basis of measurement

These accounts have been prepared under the historical cost convention on accrual basis of accounting except interest on bank term deposit which is recognised and accounted for on realization basis and also fixed assets which are expended in the year of purchase as per policy of the entity.

2.4 Components of financial statements

Financial Statements comprise of the following components:

Statement of Financial Position;
Statement of Income and Expenditure;
Statement of Cash Flows;
Statement of Receipts and Payments; and
Notes to the Financial Statements.

2.5 Functional and presentation currency

These financial statements are presented in Bangladesh Taka which is also the functional currency of the company. The amounts in these financial statements have been rounded off to the nearest Taka.

2.6 Reporting Period

Financial Statements of the HYSAWA cover one calendar year from 01 January to 31 December consistently.

3. Significant Accounting Policies

3.1 Property, Plant and Equipment

HYSAWA procurement and finance manual states as follows:

"Fixed assets are expended at the time of purchase. It means that there shall be no fixed assets accounts in the balance sheet and consequently the component is not having any depreciation accounts."

Considering the issue, Property, Plant and Equipment is recognized as revenue expenditure rather capital expenditure. But the organisation maintains a list of all Property, Plant and Equipment.

3.2 Advances, deposits and prepayments

Advances are initially measured at cost. After initial recognition advances are carried at cost less deductions or adjustments. Deposits are measured at payment value. Prepayments are initially measured at cost. After initial recognition prepayments are carried at cost less charges to the Statement of Income and Expenditure.

3.3 Cash and bank balances

Cash and bank balances comprise of cash in hand and cash at bank which were held and available for use by the company without any restriction.

3.4 Accounting for Grants

Grants are recognised as income in accordance with Bangladesh Accounting Standard-20, i.e., grant income is recognised over the periods necessary to match them with the related costs of those periods.

3.5 Retirement Benefit

Gratuity:

The company operates an un-funded gratuity scheme for its permanent employees. Amount expended for gratuity has been kept separately in a separate bank account opened for this purpose. Adjustment for length of service is made at year end.

Provident fund:

The company also operates contributory provident fund for all its permanent employees. The provident fund is administered by the Board of Trustees and is funded by contributions from employees and from the company @ 10% of his/her monthly salary. These contributions are invested separately from the company's business.

3.6 Taxation

HYSAWA submits its income tax return and deduct tax at source as per Income Tax Ordinance 1984 and follow with VAT Act & Rule 1991.

3.7 General

- i. Figures have been rounded off to the nearest Taka;
- ii. Previous year's figures have been rearranged wherever necessary to conform to current year's presentation.

31.12.2016 Taka	31.12.2015 Taka
--------------------	--------------------

4. Property, Plant and Equipment

-	-
---	---

HYSAWA procurement and finance manual states as follows:

"Fixed assets are expended at the time of purchase. It means that there shall be no fixed assets accounts in the balance sheet and consequently the component is not having any depreciation accounts."

Considering the issue, Property, Plant and Equipment is recognized as revenue expenditure rather capital expenditure. But the organisation maintains a list of all Property, Plant and Equipment.

Details of Property, Plant and Equipment are shown in **Annexure-A**

5. Fixed Term Deposit

Name of Banks/ Institution	Account Name	Term	FDR no.		
IDLC Finance Ltd.	HYSAWA General Fund	24 Months	34924	10,000,000	-
IDLC Finance Ltd.	HYSAWA General Fund	24 Months	34925	10,000,000	-
				20,000,000	-
IDLC	HYSAWA Gratuity Fund	24 Months	34954	1,900,000	-
				21,900,000	-

6. Advance, Deposit and Prepayments

Advance to Staff	(Note - 6.1)	-	48,787
Security Deposit	(Note - 6.2)	246,000	384,400
Advance to Support Organization	(Note - 6.3)	-	917,612
		246,000	1,350,799

6.1 Advance to Staff

Opening Balance		48,787	-
Add: Addition during the year	(Note - 6.1.1)	-	48,787
		48,787	48,787
Less: Adjusted during the year		48,787	-
		-	48,787

6.1.1 Addition during the year

HYSAWA General Fund	-	21,659
HYSAWA SDC-Project	-	27,128
	-	48,787

6.2 Security Deposit

Opening Balance	384,400	520,000
Less: Adjusted during the year	138,400	135,600
	246,000	384,400

6.3 Advance to Support Organization (SDC project)

Opening Balance	917,612	-
Add: Addition during the year	-	917,612
	917,612	917,612
Less: Adjusted during the year	917,612	-
	-	917,612

7. Cash and Bank Balances

		31.12.2016 Taka	31.12.2015 Taka
Cash in Hand	(Note 7.1)	13,390	58,662
Cash at Bank	(Note 7.2)	25,974,261	131,930,728
		25,987,651	131,989,390

7.1 Cash in Hand

HYSAWA General Fund	13,390	58,662
---------------------	---------------	---------------

7.2 Cash at Bank

Bank Name	Branch	Account Name	A/C Type	A/C No.		
Sonali Bank	Gulshan	HYSAWA General Fund	STD	36000346	7,564,017	66,825,039
Sonali Bank	Gulshan	HYSAWA Gratuity Fund	Savings	34057784	118,966	7,869,518
Sonali Bank	Gulshan	HYSAWA Project Fund	STD	36000404	2,203,093	55,859,768
Sonali Bank	Gulshan	HYSAWA SDC Project	STD	36000429	13,586,947	1,371,027
DBBL	Gulshan	HYSAWA General Fund	Savings	11611012173	2,501,237	5,375
					25,974,261	131,930,728

8. Fixed Term Deposit

Name of Banks/ Institution	Account Name	Term	FDR no.		
Delta Brac Housing Ltd.	HYSAWA General Fund	12 Months	51986	10,000,000	-
IDLC Finance Ltd.	HYSAWA General Fund	03 Months	34922	5,000,000	-
IDLC Finance Ltd.	HYSAWA General Fund	03 Months	34923	5,000,000	-
IDLC Finance Ltd.	HYSAWA General Fund	12 Months	34926	10,000,000	-
SBAC Bank Ltd.	HYSAWA General Fund	06 Months	23661	5,000,000	-
SBAC Bank Ltd.	HYSAWA General Fund	12 Months	23660	5,000,000	-
				40,000,000	-

9. Unutilized Fund

Opening Balance		125,702,417	80,233,796
Add: Fund Received from			
DANIDA	(Note - 20.1)	65,100,000	326,000,000
SDC	(Note - 20.2)	122,000,000	324,578,083
Bank Interest	(Note - 21)	585,336	7,589,300
Excess fund refunded by UP and SO	(Note - 22)	2,945,533	-
Other Receipts		194,140	154,000
		190,825,009	658,321,383
		316,527,426	738,555,179
Less: Total expenditure- (as per Statement of Income and Expenditure)		231,381,487	612,852,762
		85,145,939	125,702,417

10. Gratuity Fund

	31.12.2016	31.12.2015
	Taka	Taka
Opening Balance	7,637,772	6,148,941
Add: Received during the year	2,033,798	3,006,235
	9,671,570	9,155,176
Less: Paid to Employees during the year	7,918,778	1,517,404
	1,752,792	7,637,772

Details Employee name wise Gratuity schedule are shown in Annexure-B

11. Provision For Expenses

HYSAWA General Fund	(Note - 11.1)	563,670	-
HYSAWA Project Fund	(Note - 11.2)	573,750	-
HYSAWA SDC Project	(Note - 11.3)	97,500	-
		1,234,920	-

11.1 HYSAWA General Fund

Audit fee	316,380	-
Others	247,290	-
	563,670	-

11.2 HYSAWA Project Fund

Finance monitoring	160,000	-
Accounting software	83,750	-
Webpage design	330,000	-
	573,750	-

11.3 HYSAWA SDC Project

UP audit	97,500	-
----------	---------------	----------

		2016 Taka	2015 Taka
12. Grant Income			
Total expenditure (as per Income and Expenditure account)		231,381,487	612,852,762
Less: Local Income		-	-
		231,381,487	612,852,762
13. Expenditure for Union Parishad			
HYSAWA Project Fund	(Note 13.1)	67,618,468	205,317,403
HYSAWA SDC Project	(Note 13.2)	90,363,097	295,455,306
		157,981,565	500,772,709
13.1 HYSAWA Project Fund			
Supply and Services			
Training and Capacity Building-CCA		165,905	90,468
LGI's Management Cost-HYSAWA		614,055	3,303,455
LGI's Management Cost-CCA		609,892	45,000
		1,389,852	3,438,923
Grants and Aid			
Community Mobilization by PNGO Costs-HYSAWA		269,517	70,281,356
Community Mobilization by PNGO Costs-CCA		5,844,576	4,845,013
UP Costs		-	2,505,418
		6,114,093	77,631,787
Construction and Works			
Water supply Infrastructure		22,757,394	95,563,386
Infrastructure Sanitation		6,024,789	28,683,307
Water supply Infrastructure-CCA		22,480,470	-
Infrastructure Sanitation-CCA		7,482,276	-
Raised Platform and Drainage-CCA		1,369,594	-
		60,114,523	124,246,693
		67,618,468	205,317,403
Detailed Fund Transfer to Union Parishads are shown in Annexure-C			
13.2 HYSAWA SDC Project			
Community Mobilization by UP Staff			
a) Human Resource at Union Level		9,562,614	19,087,991
b) Operational Cost		1,324,257	6,473,500
c) IEC/BCC Activities/Dem. Materials		-	4,230,000
d) Training and Capacity Building		-	4,939,250
e) Award to Community Volunteer		89,165	1,424,000
f) Staff Recruitment Process Costs		17,250	10,830
g) Learning Experience Sharing Visit		-	90,000
h) Meeting With Project Staff		162,841	1,083,000
		11,156,127	37,338,571
Construction and Works			
Water supply Infrastructure		31,992,239	221,142,504
Feasibility Study on Safe Water Technology		1,832,953	11,852,673
Infrastructure Sanitation		45,381,778	25,121,558
		79,206,970	258,116,735
		90,363,097	295,455,306
Detailed Fund Transfer to Union Parishads - SDC are shown in Annexure-D			
14. Expenditure for Support Organisation			

HYSAWA Project Fund

Green Hill - Rangamati
Dhaka Ahsania Mission - Khagrachari
Humanitarian Foundation
DASCOH - Rajshahi & Naogaon
Bangladesh Development Service Center (BDSC) - Pabna & Natore
Bangladesh Development Service Center (BDSC) - Rangpur
Unnayan Shahojogy Team (UST) - Barisal
Unnayan Shahojogy Team (UST) - Shariatpur
Village Education Resource Center (VERC)- Rajbari

2016 Taka	2015 Taka
-	2,729,784
-	3,424,820
-	2,091,072
-	3,721,461
-	4,370,978
-	3,397,170
-	4,121,481
-	3,247,517
-	1,856,106
-	28,960,389

HYSAWA SDC Project

Shushilan (Khulna)
Shushilan (Jessore)
Shushilan (Satkhira)
Gonno Unnayan Prochesta

1,142,031	1,885,186
1,213,001	2,350,335
1,208,753	2,094,541
1,947,408	2,582,435
5,511,193	8,912,497
5,511,193	37,872,886

Detailed Fund Transfer to Support Organizations are shown in Annexure-E

15. Pay of Officers, Staff, Consultants and Support Staff

Employees remuneration, consultancy fee and support staff salary

29,925,397	42,558,737
-------------------	-------------------

16. Vehicle, Fuel & Maintenance Costs

HYSAWA General Fund

1,933,948	1,269,864
------------------	------------------

17. Audit and Studies

HYSAWA General Fund

632,760	206,250
----------------	----------------

18. Program Support Cost

HYSAWA General Fund (Note - 18.1)
HYSAWA Gratuity Fund (Note - 18.2)
HYSAWA Project Fund (Note - 18.3)
HYSAWA-DANIDA-AusAID Support Project (Note - 18.4)
HYSAWA SDC Project (Note - 18.5)

5,304,625	7,990,290
2,775	119,834
17,671,662	9,725,030
-	154,804
12,022,762	11,977,408
35,001,824	29,967,366

18.1 HYSAWA General Fund

Travel and Allowances
Rent and Service Charge
Office Maintenance Utilities

606,389	2,263,017
1,859,467	2,654,784
915,863	1,316,158

	2016 Taka	2015 Taka
Office Stationery and Supplies	116,334	141,569
Group Insurance	102,061	197,696
Overtime for support staff	37,065	83,552
Manual Preparation, Reports Publication, Advertisement	549,248	146,552
Medical and Hospitalization expenses	498,125	562,647
Workshop/Seminer/Meeting	308,889	183,308
Staff Development	-	218,550
Other Expenses	311,184	222,457
	5,304,625	7,990,290
18.2 HYSAWA Gratuity Fund		
Bank Charge/ TT Charge	2,775	119,834
18.3 HYSAWA Project Fund		
M & E Service	5,100,688	3,059,753
Other training related expenditure	-	-
Finance Monitoring and Audit Service Contract	2,687,310	4,026,000
Community Mobilization Activities	2,223,339	-
Tubewell related other cost	44,625	20,470
Bank Charge/ TT Charge	42,850	98,833
Climate Change Adaptation:		
Capacity Building Stakeholders and Program	6,862,116	352,710
Basic Training/ Orientation-CCA	444,006	-
Training of PNGO's/ UP staff-CCA	246,768	781,006
Capacity Development of HYSAWA Staff	-	1,485,091
Bank Charge/ TT Charge	19,960	5,457
	17,671,662	9,829,320
18.4 HYSAWA-DANIDA-AusAID Support Project		
Bank Charge and Commission	-	154,804
18.5 HYSAWA SDC Project		
Quality Control Service	5,214,094	5,362,183
M & E Service	1,800,315	59,154
Financial Management Capacity Building	2,294,843	2,403,179
Training and Capacity Building	18,682	51,287
Experience and Lesson Learns	597,890	3,988,887
Program Closing Workshop	190,440	-
Infrastructure-RWHS	93,101	-
Award to Community Volunteer	136,120	-
Overhead cost	1,641,111	-
Bank Charge/ TT Charge	36,166	112,718
	12,022,762	11,977,408
19. Purchase of Fixed Assets		
HYSAWA General Fund		
Office Equipment	-	44,200
Computer and Accessories	-	32,136
Office Furniture	-	5,824
	-	82,160

HYSAWA Project Fund

Office Equipment

Computer and Accessories

HYSAWA SDC Project

Office Equipment

2016 Taka	2015 Taka
271,800	-
123,000	-
394,800	-
-	18,500
394,800	100,660

Details of Property, Plant and Equipment are shown in Annexure-A

20. Fund Received from Donor

DANIDA

(Note - 20.1)

SDC

(Note - 20.2)

65,100,000	326,000,000
122,000,000	324,578,083
187,100,000	650,578,083

20.1 DANIDA

HYSAWA Project Fund

HYSAWA General Fund

32,000,000	281,400,000
33,100,000	44,600,000
65,100,000	326,000,000

20.2 SDC

HYSAWA SDC Project

122,000,000	324,578,083
--------------------	--------------------

21. Bank Interest

HYSAWA General Fund

HYSAWA Staff Gratuity Fund

HYSAWA Project Fund*

HYSAWA SDC Project

1,868,429	2,642,185
37,203	-
(3,491,028)	2,969,003
2,170,732	1,978,112
585,336	7,589,300

*This amount i.e. 3,491,028 indicates cumulative interest paid to DANIDA as per terms of agreement.

22. Excess fund refunded by UP and SO

Union Parishad (UP)

Support Organization (SO)

2,723,693	-
221,840	-
2,945,533	-

HYSAWA
Schedule of Property, Plant and Equipment
As at 31 December 2016

Amount in Taka

Asset Category	COST			
	As at 01 January 16	Addition during the year	Disposal/ adjustment during the year	Total as at 31 December 16
Office Equipments	3,543,815	394,800	126,603	3,812,012
Office Vehicle	5,251,288	-	-	5,251,288
Office Furniture	636,932	-	128,648	508,284
Office Setup	838,919	-	-	838,919
Total	10,270,954	394,800	255,251	10,410,503

List of property, plant and equipment is given in Annexure- A.1

**List of Property, Plant and Equipment
As at 31 December 2016**

Amount in Taka

Name of Items	Name of Project	Total up to 2015			Year of Purchase 2016			Written-off Assets for the Year 2016			Balance of Purchase 2016		
		Qty.	Cost	C	Qty.	Cost	D	Qty.	Cost	E	Qty.	Cost	F=C+D-E
A	B												
Desktop Computer	HYSAWA	13	632,900		-	-	-	-	-	-	13	632,900	
HP LaserJet P3005N Printer/Color 2600N	HYSAWA	4	175,500		1	72,000					5	247,500	
HP LaserJet Color 2600N	HYSAWA	1	38,200		-	-					-	38,200	
Laptop Computer	HYSAWA	4	346,163		1	123,000					5	469,163	
Laptop Computer	GF-AusAID	2	65,762		-	-					2	65,762	
Laptop Computer	GF-Danida	7	235,850		-	-					7	235,850	
Laptop Computer	GF-Fund Project	2	82,992		-	-					2	82,992	
Laptop Computer	SDC Project	1	62,550		-	-					1	62,550	
Dell Laser Jet Printer	GF-Danida	1	6,000		-	-					1	6,000	
UPS	HYSAWA	10	57,200		-	-					10	57,200	
Scanner(HP)	HYSAWA	1	5,400		-	-					1	5,400	
Scanner(HP)	SDC Project	1	5,900		-	-					1	5,900	
Digital Camera	HYSAWA	1	16,350		-	-					1	16,350	
Digital Camera	GF-AusAID	1	6,645		-	-					1	6,645	
Digital Camera	SDC Project	1	13,000		-	-					1	13,000	
Photocopier	HYSAWA	1	201,581		1	199,800					2	401,381	
Pony Voltage Stabilizer	HYSAWA	1	7,500		-	-					1	7,500	
Multimedia Projector	HYSAWA	3	141,200		-	-					3	141,200	
Multimedia Projector	AusAID Project	1	48,000		-	-					1	48,000	
Multimedia Projector	GF Danida	1	45,000		-	-					1	45,000	
Projector screen	AusAID Project	1	5,000		-	-					1	5,000	
Land Phone	HYSAWA	3	46,110		-	-					3	46,110	
Fax Machine	HYSAWA	2	22,040		-	-					2	22,040	
Refrigerator	HYSAWA	1	36,810		-	-					1	36,810	
Voltage Stabilizer Toshiba	GF-Danida	2	16,000		-	-				1	8,000	8,000	
Air Conditioner (Window type)	HYSAWA	4	145,143		-	-				2	72,570	72,573	
Air Conditioner (Split Type)	HYSAWA	6	542,177		-	-				-	6	542,177	
Air Conditioner (Window type)	GF-Fund Project	1	61,000		-	-				-	1	61,000	
Mobile Phone Handset	HYSAWA	3	30,495		-	-				3	30,495	-	
Mobile Phone Handset	GF-Danida	1	19,500		-	-				-	1	19,500	
UPS Galaxy 1200VA	HYSAWA	1	5,700		-	-				-	1	5,700	
PABX System	HYSAWA	2	58,300		-	-				-	2	58,300	
Sound System (5 Pcs)	AusAID Project	1	22,500		-	-				-	1	22,500	
DVD Player	GF-Danida	1	7,700		-	-				1	7,700	-	
Generator	AusAID Project	1	68,970		-	-				-	1	68,970	
UPS Micro Electronic-2000VA	HYSAWA	1	17,700		-	-				-	1	17,700	
UPS Micronet-1000VA	HYSAWA	9	64,934		-	-				-	9	64,934	
UPS Micro-1000VA	GF-Danida	6	48,689		-	-				1	7,838	40,851	
UPS Micro-1500VA	GF-Fund Project	1	14,040		-	-				-	1	14,040	
Mercury UPS-1200VA	HYSAWA	2	10,838		-	-				-	2	10,838	
Vacuum Cleaner	GF-Danida	1	10,500		-	-				-	1	10,500	
Microwave Oven	GF-Danida	1	7,900		-	-				-	1	7,900	
Hard Disk	GF-Fund Project	1	7,940		-	-				-	1	7,940	
Computer CPU	0	1	32,136		-	-				-	1	32,136	
Iron Safe(Godrej-445)	HYSAWA	1	48,000		-	-				-	1	48,000	
Sub Total		111	3,543,815		3	394,800		8	126,603		106	3,812,012	
Vehicle :													
Fortuna Jeep	HYSAWA	2	5,127,588		-	-				-	2	5,127,588	
Motorcycle-TVS 100CC	GF-AusAID	1	123,700		-	-				-	1	123,700	
Sub Total		3	5,251,288		-	-		-	-	-	3	5,251,288	

**List of Property, Plant and Equipment
As at 31 December 2016**

Amount in Taka

Name of Items	Name of Project	Total up to 2015			Year of Purchase 2016			Written-off Assets for the Year 2016			Balance of Purchase 2016		
		Qty.	Cost	C	Qty.	Cost	D	Qty.	Cost	E	Qty.	Cost	F=C+D-E
A	B												
Office Furniture :													
Swivel Chair	HYSAWA	4	25,144	-	-	-	-	-	-	-	-	-	-
Swivel Chair	GF-Danida	7	51,200	-	-	-	-	1	7,200	-	4	25,144	25,144
Swivel Chair	SDC Project	3	18,720	-	-	-	-	-	-	-	6	44,000	44,000
Working Table	HYSAWA	3	16,761	-	-	-	-	-	-	-	3	18,720	18,720
Working Table	HYSAWA	1	5,069	-	-	-	-	-	-	-	3	16,761	16,761
Computer Table	HYSAWA	5	26,336	-	-	-	-	-	-	-	1	5,069	5,069
Multi Purpose Shelf	HYSAWA	1	7,088	-	-	-	-	-	-	-	5	26,336	26,336
White Board	GF-AusAID	1	5,500	-	-	-	-	-	-	-	1	7,088	7,088
Pin Board	HYSAWA	-	12,600	-	-	-	-	-	-	-	1	5,500	5,500
Center Table	HYSAWA	1	10,000	-	-	-	-	-	-	-	-	12,600	12,600
Wall Shelf	HYSAWA	8	65,754	-	-	-	-	-	-	-	1	10,000	10,000
Wall Shelf	GF-Fund Project	2	34,500	-	-	-	-	-	-	-	8	65,754	65,754
Workstation-Partition	HYSAWA	5	38,700	-	-	-	-	-	-	-	2	34,500	34,500
Workstation-Partition	GF Danida	4	29,017	-	-	-	-	-	-	-	5	38,700	38,700
File Cabinet	HYSAWA	3	32,299	-	-	-	-	-	-	-	4	29,017	29,017
File Cabinet	SDC Project	3	17,934	-	-	-	-	-	-	-	3	32,299	32,299
Executive Table	GF-AusAID	2	14,508	-	-	-	-	3	17,934	-	-	-	-
Executive Table	GF Danida	10	70,221	-	-	-	-	2	14,508	-	-	-	-
Working/Executive Table	GF-Fund Project	4	27,416	-	-	-	-	1	7,000	-	9	63,221	63,221
Working/Executive Table	SDC Project	1	5,402	-	-	-	-	-	-	-	4	27,416	27,416
Meeting Table Round	GF-Fund Project	1	6,120	-	-	-	-	1	5,402	-	-	-	-
Conference Table	SDC Project	1	27,364	-	-	-	-	-	-	-	1	6,120	6,120
Side Rack	GF-AusAID	1	5,772	-	-	-	-	1	27,364	-	-	-	-
Executive Chair	GF-AusAID	4	25,818	-	-	-	-	1	5,772	-	-	-	-
Executive Chair	GF-Danida	3	16,821	-	-	-	-	4	25,818	-	-	-	-
Book Self	GF-Danida	1	7,000	-	-	-	-	-	-	-	3	16,821	16,821
Drawer Unit	GF-Danida	2	11,609	-	-	-	-	1	7,000	-	-	-	-
Drawer Unit	GF-Fund Project	2	11,609	-	-	-	-	-	-	-	2	11,609	11,609
Steel Stairs	HYSAWA	1	10,650	-	-	-	-	-	-	-	2	11,609	11,609
Sub Total		84	636,932	-	-	-	-	16	128,648	-	68	508,284	508,284
Server Setup	HYSAWA	10	280,000	-	-	-	-	-	-	-	10	280,000	280,000
Microwave Oven	HYSAWA	1	7,800	-	-	-	-	-	-	-	1	7,800	7,800
Swivel Chair	HYSAWA	18	92,363	-	-	-	-	-	-	-	18	92,363	92,363
Single Sofa	HYSAWA	2	22,795	-	-	-	-	-	-	-	2	22,795	22,795
Swivel Chair	HYSAWA	1	24,502	-	-	-	-	-	-	-	1	24,502	24,502
Swivel Chair	HYSAWA	4	22,496	-	-	-	-	-	-	-	4	22,496	22,496
Swivel Chair	HYSAWA	1	7,088	-	-	-	-	-	-	-	1	7,088	7,088
Working Table(MD Table)	HYSAWA	3	21,942	-	-	-	-	-	-	-	3	21,942	21,942
Conference Table	HYSAWA	8	44,696	-	-	-	-	-	-	-	8	44,696	44,696
Reception Table	HYSAWA	1	18,430	-	-	-	-	-	-	-	1	18,430	18,430
Workstation	HYSAWA	3	122,880	-	-	-	-	-	-	-	3	122,880	122,880
Single Sofa	HYSAWA	2	19,688	-	-	-	-	-	-	-	2	19,688	19,688
Three Seater Sofa	HYSAWA	1	24,502	-	-	-	-	-	-	-	1	24,502	24,502
Side Rack	HYSAWA	1	5,000	-	-	-	-	-	-	-	1	5,000	5,000
Wall Shelf	HYSAWA	6	75,290	-	-	-	-	-	-	-	6	75,290	75,290
Vertical Blind 5" Curtain	HYSAWA	11	49,447	-	-	-	-	-	-	-	11	49,447	49,447
Sub Total		73	838,919	-	-	-	-	24	255,251	-	73	838,919	838,919
Grand Total		271	10,270,954	-	3	394,800	3	24	255,251	-	250	10,410,503	10,410,503

Annexure - B

HYSAWA
Employee name wise Gratuity schedule
For the year ended 31 December 2016

		Amount in Taka
Sl. No.	Name of Employees	Amount
1	Salma Akter	177,537
2	Nurul Osman	184,639
3	Md. Habibullah	155,755
4	Sukhandu P Majumder	155,755
5	Md. Asadur Rahman	128,015
6	Md. Forhad Hossain	364,844
7	Md. Refatul Islam	128,015
8	Muhammad Zahid Alam	107,732
9	Sanjoy Banik	112,041
10	Alma Jabin	62,220
11	Jalal Uddin	32,686
12	Abul Hasem	31,821
13	Masud Khan	37,223
14	Naznin Ara Momotaz	64,534
15	Syed Muhammad Shoeb	9,975
	Total	1,752,792

HYSAWA Project Fund
Statement of Fund Transfer
From January to December 2016

Name of District	Name of Upazila	Name of Union Parisad	Fund Transfer to UP
Bandarban			226,448
	Thanchi		226,448
		Thanchi	226,448
Barisal			(1,192,202)
	Agailjhara		58,152
		Bagdha	64,222
		Bakal	(6,070)
	Babugonj		(112,014)
		Kedarpur	(132,014)
		Madobpasa	20,000
	Gournadi		59,014
		Bata Jore	261,863
		Chandshi	(202,849)
	Hizla		18,000
		Barjalia	9,000
		Harinathpur	9,000
	Mehandiganj		(976,254)
		Andhar Manik	(211,784)
		Bhasan Char	18,000
		Chandpur-Mehandiganj	9,000
		Char Ekkaria	(147,029)
		Lata	(124,727)
		Ulania	(519,714)
	Muladi		(239,100)
		Muladi	(144,883)
		Batamara	(50,942)
		Char Kalekhan	(61,275)
		Gachua	9,000
		Kazir Char	9,000
		Najirpur-Barisal	-

HYSAWA Project Fund
Statement of Fund Transfer
From January to December 2016

Name of District	Name of Upazila	Name of Union Parisad	Fund Transfer to UP
Gaibandha			(53,144)
	Gobindaganj		(72,659)
		Fulbari	9,000
		Kochasahar	(81,659)
	Palashbari		-
		Betkopa	-
	Sundarganj		19,515
		Dahobanda	19,515
		Dhopadanga	-
		Ramjibon	-
Jhalokathi			(334,044)
	Jhalokathi		(338,720)
		Sekherhat	(338,720)
	Nalchiti		4,676
		Kulkathi	4,676
Khagrachari			351,274
	Mohalchari		121,310
		Mubachari	121,310
	Panchari		229,964
		Latiban	104,254
		Panchari Sadar	125,710
		Ultachari	-
Madaripur			12,000
	Shibchhar		12,000
		Bashkandi	12,000
Naogaon			(25,632)
	Mandda		(830)
		Bhalain	
		Prashadpur	(830)
		Tentulia	
	Naogaon Sadar		-
	Rani Nagar		(24,802)

HYSAWA Project Fund
Statement of Fund Transfer
From January to December 2016

Name of District	Name of Upazila	Name of Union Parisad	Fund Transfer to UP
		Rani Nagar	
		Bargachha	(10,573)
		Ekdala	(14,229)
		Khateshar	
Natore			34,291,584
	Bagatipara		43,516
		Bagatipara	5,699
		Dayrampur	11,158
		Fagurdiyer	1,762
		Jamnagar	10,573
		Panka	14,324
	Gurudaspur		11,058,126
		Biaghat	2,611,117
		Chapila	1,728
		Dharabarisha	2,632,310
		Khubjepur	3,105,570
		Moshinda	2,693,023
		Najirpur	14,378
	Singra		23,189,942
		Chaugram	1,766,519
		Dahia	2,463,939
		Hatiandaha	3,440,327
		Italy	3,054,732
		Kalam	2,773,239
		Lalore	3,383,022
		Sherkole	10,130
		Sukash	3,323,267
		Tajpur	2,974,767
Noakhali			34,635,429
	Hatiya		34,635,429
		Anderchar	5,394,640
		Burir Char	5,446,131
		Char Ishwar	4,146,968
		Char King	5,566,784
		Dadpur	4,646,219
		Nalchira	2,571,090

HYSAWA Project Fund
Statement of Fund Transfer
From January to December 2016

Name of District	Name of Upazila	Name of Union Parisad	Fund Transfer to UP
Pabna		Sonadia	3,526,235
		Tamaruddin	3,337,362
			(424,610)
	Atgharia		56,874
		Chadbah	8,448
		Debottar	8,137
		Ekdanta	12,805
		Lakshmipur	10,976
		Majh Para	16,508
	Bhangura		73,429
		Bhangura	22,141
		Ashta Manisha	12,316
		Dil Pasar	3,149
		Khan Marich	35,823
	Chatmahor		(580,290)
		Bilchalon	(70)
		Chhaikhola	5,217
		DB Gram	(305,968)
		Failjana	1,510
		Gunaigachha	(39,079)
		Handial	(291,124)
		Huripur	9,151
Mathurapur		12,733	
Mulgram		10,582	
Nimachara		14,907	
Parshadanga		1,851	
Pabna Sadar			25,377
		Ataikula	44,414
	Dapunia	9,781	
	Gayespur	9,100	
	Malanchi	(2,969)	
	Maligacha	(34,949)	
Patuakhali		529,687	
Baufal		529,687	

HYSAWA Project Fund
Statement of Fund Transfer
From January to December 2016

Name of District	Name of Upazila	Name of Union Parisad	Fund Transfer to UP
Pirojpur	Baga		529,687
			(207,400)
	Kawkhali		(207,400)
		Amrajuri	-
		Chira Para Parsaturia	(258)
		Kawkhali Sadar UP	-
		Shiyalkathi	(207,142)
		Soyna Roghunathpur	-
	Rajshahi		(83,090)
	Bagha		-
		Bagha	
		Arani	-
		Baosha	
		Gargori	
		Monigram	
	Bagmara		(83,090)
		Bagmara	
		Basupara	(1,427)
		Borobihanali	-
		Deeppur	(1,285)
		Ganipur	-
		Goalkandi	(5,532)
		Hamirkutsa	(11,488)
		Jhikra	(4,034)
		Jogipara	-
		Kachari Koalipara	(10,252)
		Maria	(22,059)
		Nordas	-
		Sonadanga	-
		Sreepur	(27,013)
Rangpur			(100,864)
	Badarganj		45,456
		Bishnupur-Rangpur	-
		Lohanipara	28,647
		Ramnathpur	16,809

**HYSAWA Project Fund
Statement of Fund Transfer
From January to December 2016**

Name of District	Name of Upazila	Name of Union Parisad	Fund Transfer to UP
	Pirgachha		(96,267)
		Annadanagar	-
		Pirgachha Sadar UP	(96,267)
	Taraganj		(50,053)
		Alompur	-
		Ekorchali	1,839
		Hariarkuthi	(43,811)
		Kursha	(8,081)
		Soyar	-
	Thakurgaon		(6,968)
	Thakurgaon Sadar		(6,968)
		Akhan Nagar	2,970
		Bargaon	(21,732)
		Sukhampukhuri	11,794
Remittance to Union Parishads			67,618,468

HYSAWA SDC Project
Statement of Fund Transfer to Union Parishad
For the year ended 31 December 2016

SL	District	Upazila	Union	Total Amount	Community Organizer	Operational Costs	Infrastructure Water Points	Feasibility Study/ Research	Public Latrine (New)	Public Latrine (Reno)	Amount in Taka	
											Knowledge Sharing of Personal Hygiene	
1			Baraikhali	364,175	302,175	55,500	-	-	-	-	6,500	
2			Jeddhara	198,333	113,255	13,411	69,667	-	-	-	2,000	
3			Morrelgonj	359,414	292,914	57,500	-	-	-	-	9,000	
4	Bagerhat	Morrelgonj	Nishanbaria	309,019	230,144	39,000	34,375	-	-	-	5,500	
5			Panchakaran	719,825	283,856	55,395	69,703	-	304,871	-	6,000	
6			Putikhali	360,413	238,574	47,500	68,839	-	-	-	5,500	
7			Teligati	289,724	212,946	37,500	34,778	-	-	-	4,500	
8			Bharpasha	6,007,329	18,195	14,000	5,224,220	-	748,914	-	2,000	
9			Darial	1,826,608	48,000	9,000	1,768,608	-	-	-	1,000	
10	Barisal	Bakergonj	Faridpur	1,957,320	11,766	9,000	1,935,554	-	-	-	1,000	
11			Nalua	1,636,543	24,862	18,000	1,591,681	-	-	-	2,000	
12			Niamati	6,037,193	240,000	40,500	5,752,193	-	-	-	4,500	
13			Bhagutia	860,072	124,259	9,000	-	-	725,813	-	1,000	
14			Challisla	129,486	186,566	36,000	(107,080)	-	-	-	14,000	
15			Payra	751,750	97,000	(33,003)	(9,869)	-	701,122	-	(3,500)	
16			Prembag	1,558,061	68,400	(35,819)	1,530,480	-	-	-	(5,000)	
17	Avoynagar		Shundali	1,524,665	136,511	18,000	1,369,154	-	-	-	1,000	
18			Shuvarara	260,874	210,874	45,000	-	-	-	-	5,000	
19			Siddhipasa	1,619,832	118,548	27,000	-	-	1,471,284	-	3,000	
20			Sridhorpur	1,971,509	97,123	9,000	-	-	1,864,386	-	1,000	
21	Jessore		Biddyanandakathi	572,486	153,933	9,000	110,467	-	298,086	-	1,000	
22			Gourighona	454,067	139,063	(19,000)	-	-	337,442	-	(3,438)	
23			Kesobpur UP	1,334,608	217,793	31,246	-	-	1,082,569	-	3,000	
24			Mazidpur	410,125	150,099	9,000	250,026	-	-	-	1,000	
25	Kesobpur		Panjia	(241,385)	(220,293)	(18,000)	-	-	-	-	(3,092)	
26			Sagardari	248,027	192,027	41,000	-	-	-	-	15,000	
27			Sufalakathi	3,171,625	197,575	42,000	-	-	2,927,050	-	5,000	
28			Trimohini	588,709	186,353	42,000	-	-	355,356	-	5,000	
29			Arongghata	87,195	79,195	7,000	-	-	-	-	1,000	
30			Barakpur	722,553	48,000	(2,407)	-	-	675,960	-	1,000	
31	Digholia		Digholia UP	141,696	131,696	9,000	-	-	-	-	1,000	
32			Gazirhat	(178,859)	179,594	9,000	(368,453)	-	-	-	1,000	
33			Jugipole	220,134	179,134	36,000	-	-	-	-	5,000	
34			Shenhati	790,589	81,838	(5,000)	-	-	713,880	-	(129)	
35			Dhamalia	193,709	161,873	18,836	-	-	-	-	13,000	

SL	District	Upazila	Union	Total Amount	Community Organizer	Operational Costs	Infrastructure Water Points	Feasibility Study/ Research	Public Latrine (New)	Public Latrine (Reno)	Knowledge Sharing of Personal Hygiene
36	Khulna	Dumuria	Dumuria UP	3,419,245	143,845	25,000	-	-	3,230,150	-	20,250
37			Gutudia	3,375,452	(67,744)	(8,000)	2,359,993	-	1,091,203	-	-
38			Magurkhali	2,177,911	132,434	24,000	-	-	2,018,477	-	3,000
39			Raghunathpur	4,485,536	34,399	(66,635)	779,518	-	3,743,254	-	(5,000)
40			Rangpur	7,927,397	137,848	24,000	1,993,904	-	5,768,645	-	3,000
41			Rudaghara	1,994,745	62,321	9,000	1,282,613	-	639,811	-	1,000
42			Sarafpur	2,297,805	187,667	27,000	(47,578)	-	2,127,716	-	3,000
43			Vandarpara	1,905,062	50,357	9,000	-	-	1,844,705	-	1,000
44			Atra-Gilatala	(75,647)	(22,837)	-	(52,810)	-	-	-	-
45			Fultala	Damodar	1,634,595	64,630	9,000	-	-	1,559,965	-
46	Fultala UP	(41,169)		(19,420)	(30,524)	9,775	-	-	-	(1,000)	
47	Jamira	3,263,536		104,327	7,000	3,151,209	-	-	-	1,000	
48	Asasuni	Anulia	750,388	80,927	9,000	659,461	-	-	-	1,000	
49			Asasuni UP	1,079,066	124,000	18,253	650,099	-	284,714	-	2,000
50			Baradal	162,051	31,386	8,500	68,320	-	-	52,345	1,500
51			Budhhata	294,592	161,826	28,000	100,766	-	-	-	4,000
52			Dargahpur	340,100	182,814	32,000	67,031	-	-	54,255	4,000
53			Khajra	578,696	433,776	70,000	68,420	-	-	-	6,500
54			Kulla	393,091	267,789	51,000	68,302	-	-	-	6,000
55			Bharasimla	283,873	226,873	42,000	-	-	-	-	15,000
56			Bishnupur	833,496	162,068	9,000	-	-	661,428	-	1,000
57			Champaful	1,150,292	135,011	20,129	-	-	993,152	-	2,000
58	Satkhira	Kaligonj	Dakhin Sreepur	372,598	217,651	33,000	66,382	-	-	51,565	4,000
59			Dhalbaria	1,028,596	259,823	28,000	65,789	-	661,984	-	13,000
60			Khuslia	3,744,146	159,369	7,000	779,582	-	2,797,195	-	1,000
61			Krishnanagar	176,100	145,256	19,679	-	-	-	-	11,165
62			Mautala	442,327	92,702	21,000	-	-	325,625	-	3,000
63			Mothurespur	1,286,061	130,000	18,196	498,509	-	637,356	-	2,000
64			Nalta	856,819	216,303	42,000	-	-	583,516	-	15,000
65			Tarail	274,322	217,322	42,000	-	-	-	-	15,000
66			Alipur	1,513,357	(163,872)	-	-	-	1,677,229	-	-
67			Satkhira Sadar	Brahmarajpur	999,688	(1,504)	-	-	-	1,001,192	-
68	Jhaudanga	3,476,498		259,067	46,500	-	1,832,953	1,322,478	-	15,500	
69	Labsa	(465,845)		251,625	27,000	(747,470)	-	-	-	3,000	
70	Shibpur	1,170,893		230,727	42,000	846,081	-	-	47,085	5,000	
Total				90,363,097	9,562,614	1,324,257	31,992,239	1,832,953	45,176,528	205,250	269,250

HYSAWA Project Fund
Fund Transfer to/ (Refund from) Support Organization
For the year ended 31 December 2016

Particulars	Name of the Organization									Amount in Taka
	Green Hill Rangamati	Dhaka Ahsania Mission Khagrachari	Humanitarian Foundation -Bandarban	DASCOH -Rajshahi & Naogaon	Bangladesh Development Service Center (BDSC) -Pabna & Natore	Bangladesh Development Service Center (BDSC) - Rangpur	Unnayan Shahology Team (UST) - Barisal	Unnayan Shahology Team (UST)- Madaripur and Gopalganj	Village Education Resource Center (VERC)- Faridpur & Rajbari	
Human Resource	(15,022)	-	-	-	-	-	(176,662)	-	-	(191,684)
Program Costs	-	-	-	-	-	-	-	-	-	-
Program Support Costs (Admin & Logistics)	-	-	(30,156)	-	-	-	-	-	-	(30,156)
Govt. Vat and Tax	-	-	-	-	-	-	-	-	-	-
Total	(15,022)	-	(30,156)	-	-	-	(176,662)	-	-	(221,840)

HYSAWA SDC Project
Fund Transfer to Support Organization
For the year ended 31 December 2016

Particulars	Name of the Organization				Total
	Shushilan Khulna	Shushilan Jessore	Shushilan Satkhira	Gonno Unnayan Prachesta	
Personnel Cost	816,000	848,380	792,465	1,304,354	3,761,199
Operational Cost	268,822	284,730	303,193	587,754	1,444,499
Program Lunching Workshop	-	-	-	-	-
Training Course for SO Staff	-	-	-	-	-
Monthly Union WatSan Committee Meeting	-	11,369	13,613	5,800	30,782
Quarterly Ward WatSan Committee Meeting	-	20,523	30,429	13,500	64,452
National Day Observation in UP	57,209	47,999	69,053	36,000	210,261
Total	1,142,031	1,213,001	1,208,753	1,947,408	5,511,193

HYSAWA

Fund wise Receipts and Payments

For the year ended 31 December 2016

Amount in Taka

Particulars	HYSAWA General Fund	HYSAWA Gratuity Fund	Projects		Total
			HYSAWA Project Fund	HYSAWA SDC Project	
Receipts					
Opening Balance:					
Cash in Hand	58,662	-	-	-	58,662
Cash at Bank	66,830,414	7,869,518	55,859,768	1,371,027	131,930,728
	66,889,076	7,869,518	55,859,768	1,371,027	131,989,390
Fund Received from Donor	33,100,000	-	32,000,000	122,000,000	187,100,000
Fund Received as Gratuity	-	2,033,798	-	-	2,033,798
Bank Interest	1,868,429	37,203	(3,491,028)	2,170,732	585,336
Excess fund refunded by UP and SO	-	-	2,945,533	-	2,945,533
Other Receipts	194,140	-	-	-	194,140
Overhead Receipt/(Expenses)	5,100,000	-	-	(5,100,000)	-
	40,262,569	2,071,001	31,454,505	119,070,732	192,858,807
	107,151,645	9,940,519	87,314,273	120,441,759	324,848,196
Payments					
Fund Transfer to Union Parishads	-	-	67,618,468	90,363,097	157,981,565
Fund Transfer to Support Organizations	-	-	-	5,511,193	5,511,193
Pay - Officers, Consultants, Support Staff	29,925,397	-	-	-	29,925,397
Vehicle Maintenance Cost	1,933,948	-	-	-	1,933,948
Audit and Studies	316,380	-	-	-	316,380
Program Support Cost	4,897,276	2,775	17,097,912	10,980,522	32,978,485
Gratuity Payment	-	7,918,778	-	-	7,918,778
Purchase of Fixed Assets	-	-	394,800	-	394,800
Investment in FDR	60,000,000	1,900,000	-	-	61,900,000
	97,073,001	9,821,553	85,111,180	106,854,812	298,860,546
Closing Balance:					
Cash in Hand	13,390	-	-	-	13,390
Cash at Bank	10,065,255	118,966	2,203,093	13,586,947	25,974,261
	10,078,645	118,966	2,203,093	13,586,947	25,987,651
	107,151,645	9,940,519	87,314,273	120,441,759	324,848,196